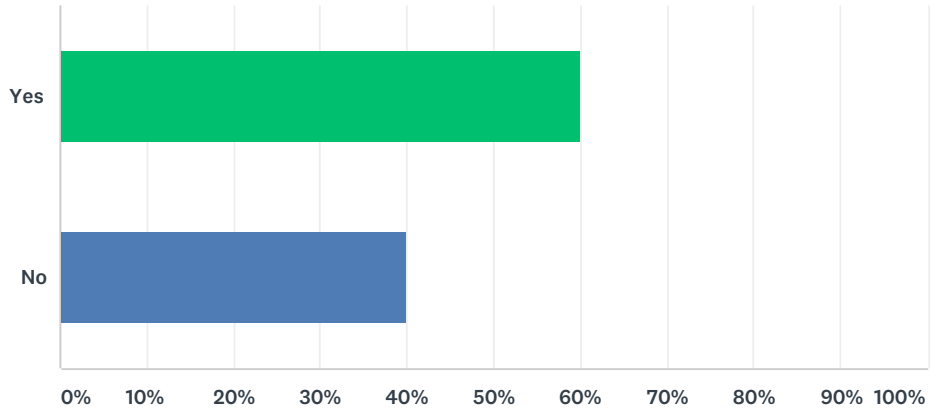


### Q1 Have you heard of HYPE before?

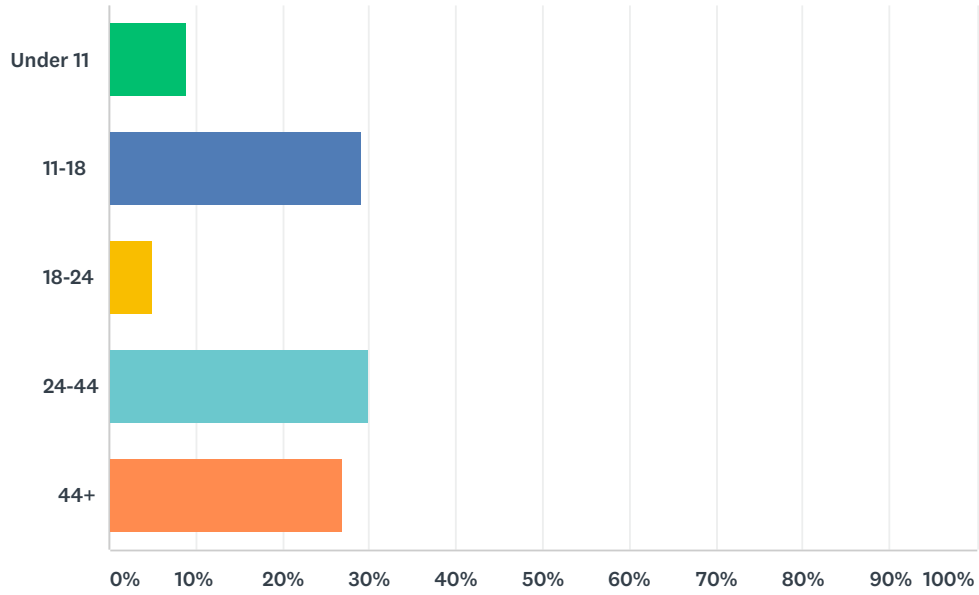
Answered: 100 Skipped: 0



ANSWER CHOICES	RESPONSES	
Yes	60.00%	60
No	40.00%	40
TOTAL		100

## Q2 How old are you

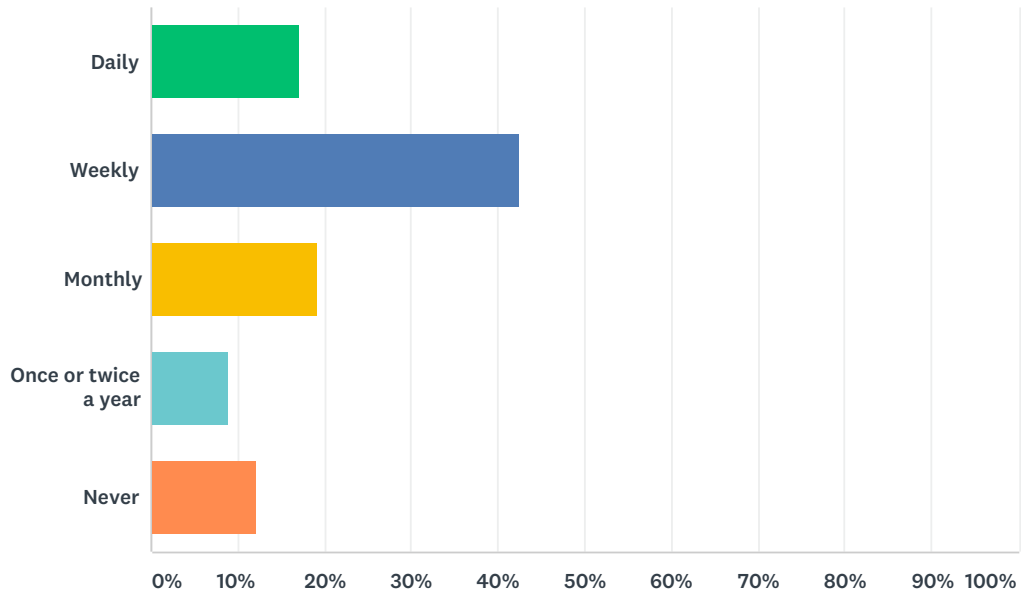
Answered: 100 Skipped: 0



ANSWER CHOICES	RESPONSES	
Under 11	9.00%	9
11-18	29.00%	29
18-24	5.00%	5
24-44	30.00%	30
44+	27.00%	27
TOTAL		100

### Q3 How often do you ride a bike?

Answered: 99 Skipped: 1



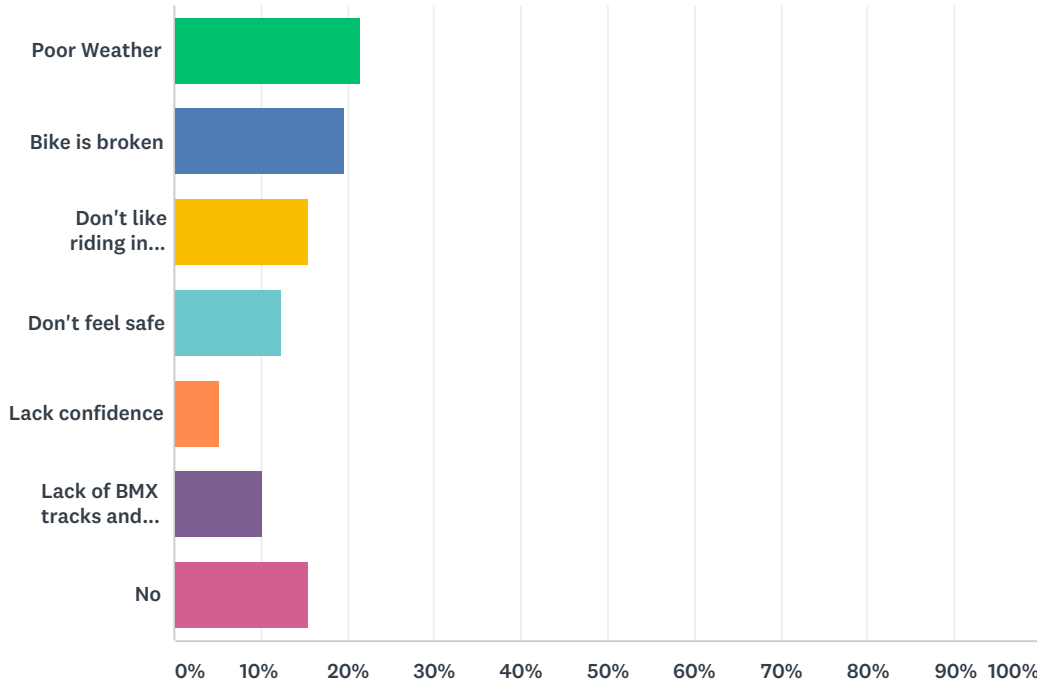
ANSWER CHOICES	RESPONSES	
Daily	17.17%	17
Weekly	42.42%	42
Monthly	19.19%	19
Once or twice a year	9.09%	9
Never	12.12%	12
<b>TOTAL</b>		<b>99</b>

## Q4 Postcode

Answered: 85 Skipped: 15

### Q5 Is there anything that stops you from riding your bike more?

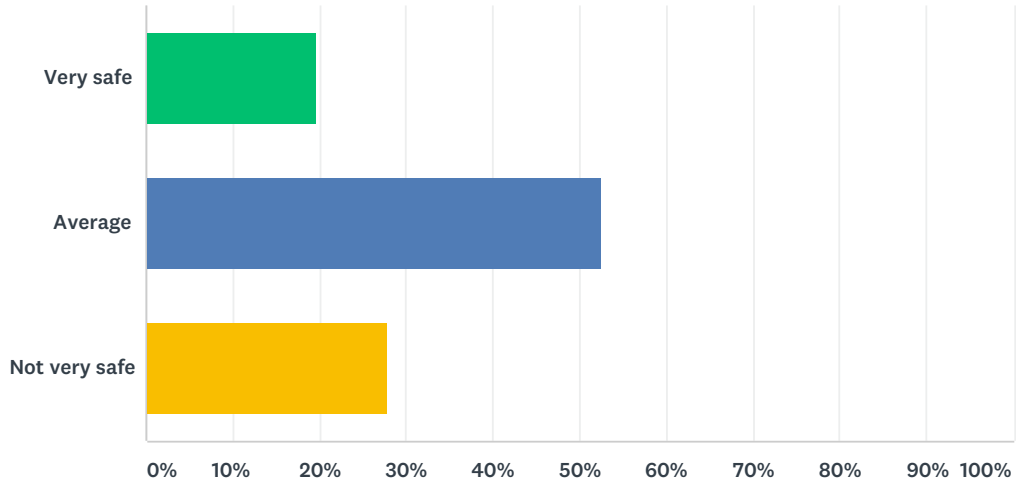
Answered: 97 Skipped: 3



ANSWER CHOICES	RESPONSES	
Poor Weather	21.65%	21
Bike is broken	19.59%	19
Don't like riding in traffic	15.46%	15
Don't feel safe	12.37%	12
Lack confidence	5.15%	5
Lack of BMX tracks and Mountain bike trails in Wirral	10.31%	10
No	15.46%	15
<b>TOTAL</b>		<b>97</b>

### Q6 How safe do you feel when riding your bike?

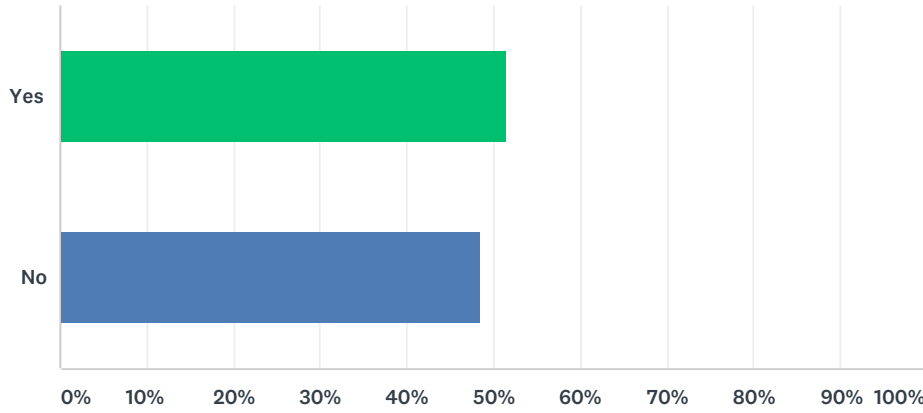
Answered: 97 Skipped: 3



ANSWER CHOICES	RESPONSES	
Very safe	19.59%	19
Average	52.58%	51
Not very safe	27.84%	27
TOTAL		97

### Q7 Do you wear a helmet when you ride your bike?

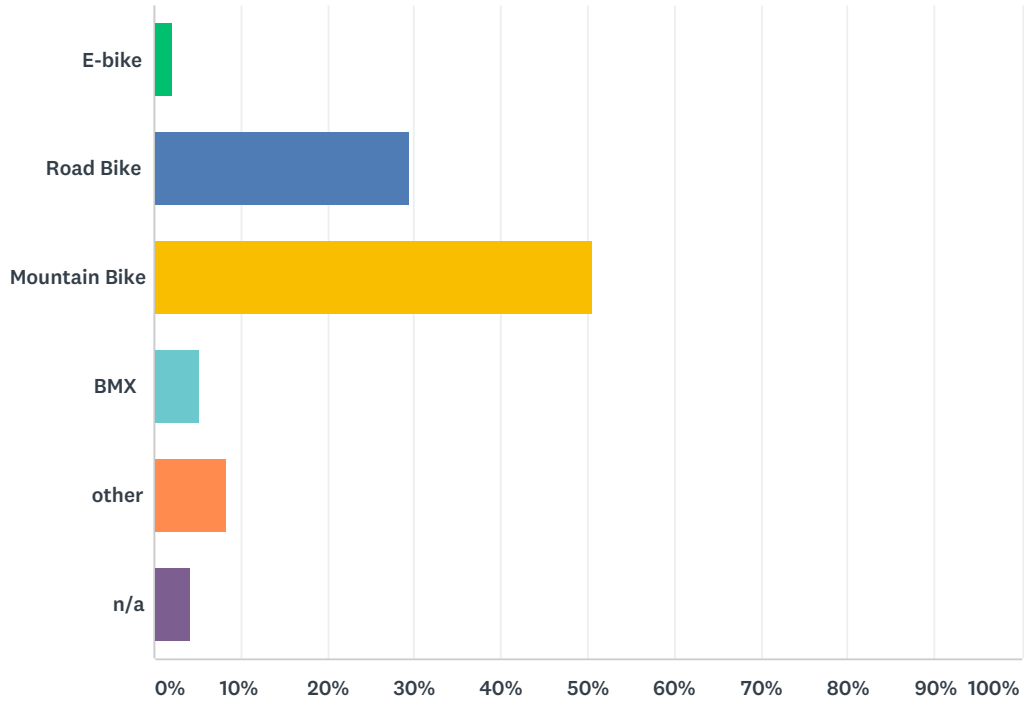
Answered: 97 Skipped: 3



ANSWER CHOICES	RESPONSES	
Yes	51.55%	50
No	48.45%	47
TOTAL		97

## Q8 What type of bike you have?

Answered: 95 Skipped: 5

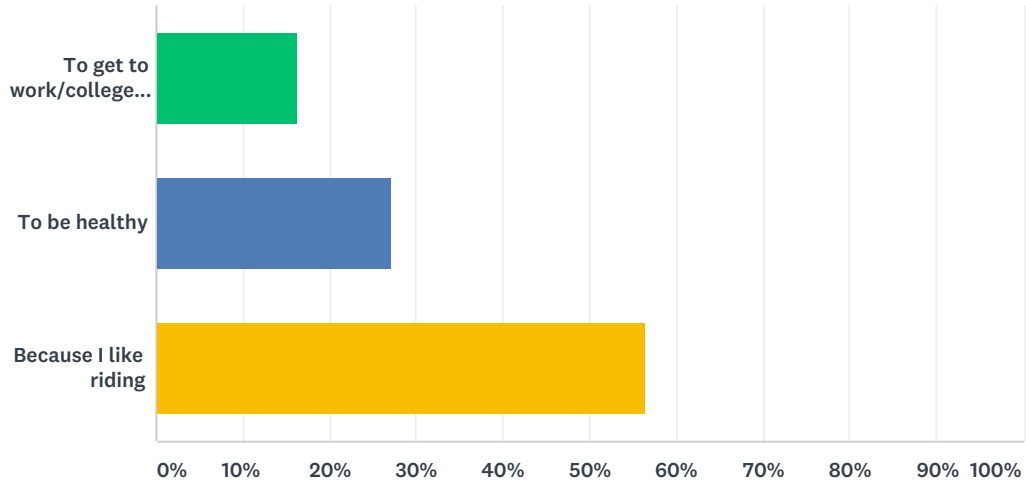


ANSWER CHOICES	RESPONSES	
E-bike	2.11%	2
Road Bike	29.47%	28
Mountain Bike	50.53%	48
BMX	5.26%	5
other	8.42%	8
n/a	4.21%	4
<b>TOTAL</b>		<b>95</b>



### Q9 Why do you ride?

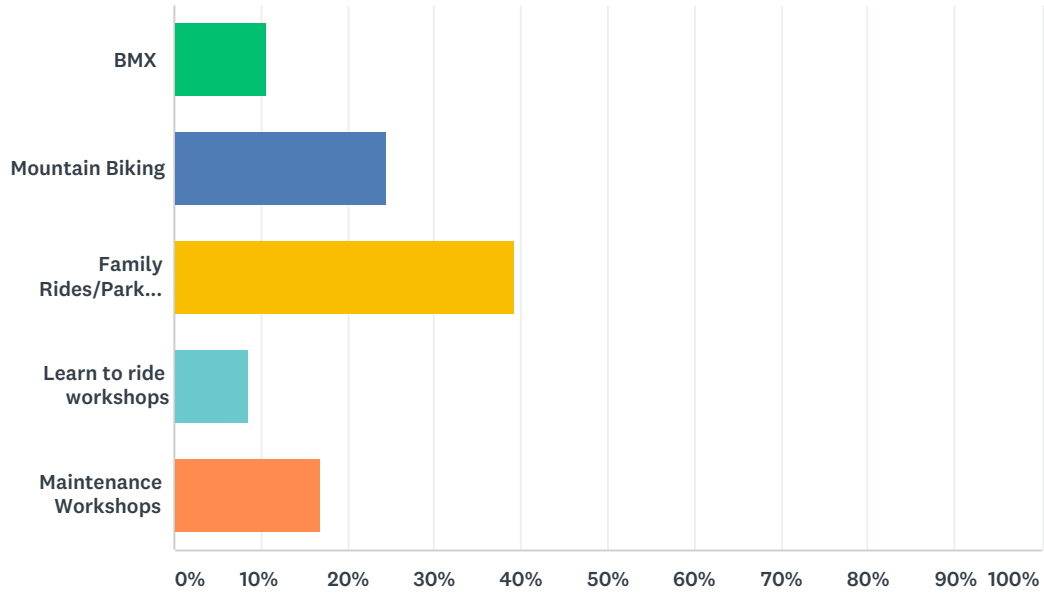
Answered: 92 Skipped: 8



ANSWER CHOICES	RESPONSES	
To get to work/college/school	16.30%	15
To be healthy	27.17%	25
Because I like riding	56.52%	52
TOTAL		92

## Q10 What cycling activities would you like to see more of?

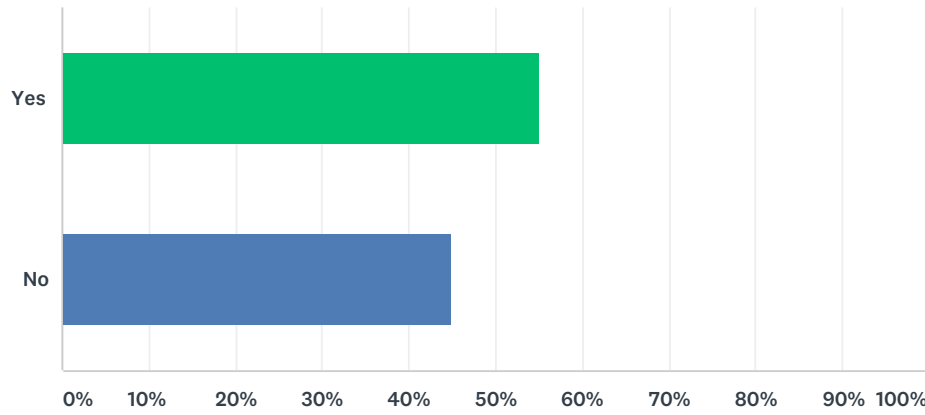
Answered: 94 Skipped: 6



ANSWER CHOICES	RESPONSES	
BMX	10.64%	10
Mountain Biking	24.47%	23
Family Rides/Park Rides	39.36%	37
Learn to ride workshops	8.51%	8
Maintenance Workshops	17.02%	16
TOTAL		94

### Q11 Have you used your bike outside of the Wirral?

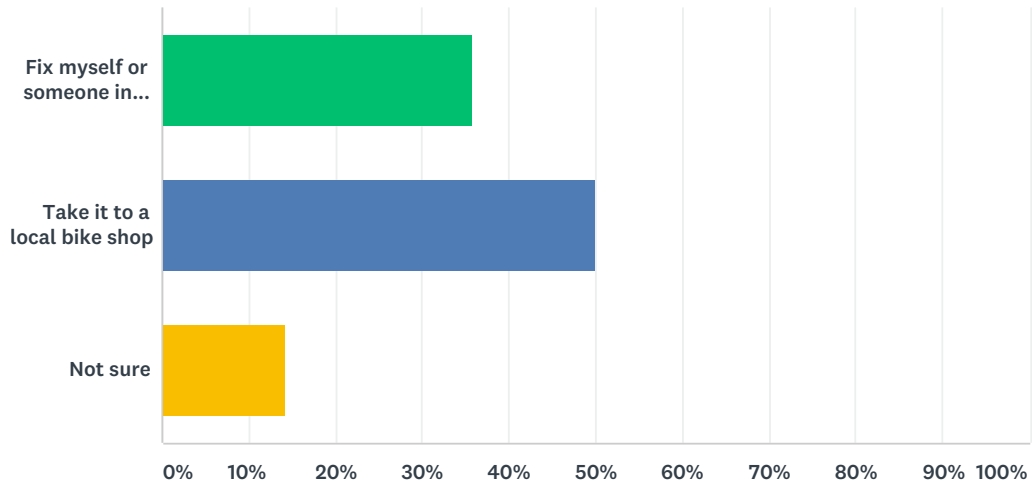
Answered: 98 Skipped: 2



ANSWER CHOICES	RESPONSES	
Yes	55.10%	54
No	44.90%	44
TOTAL		98

### Q12 What would you do if your bike is broken?

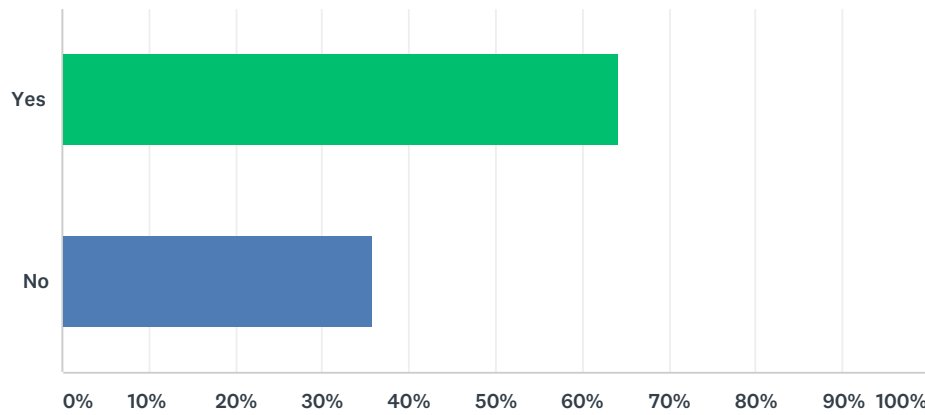
Answered: 98 Skipped: 2



ANSWER CHOICES	RESPONSES	
Fix myself or someone in family to fix it	35.71%	35
Take it to a local bike shop	50.00%	49
Not sure	14.29%	14
TOTAL		98

### Q13 Would you be interested in being trained in bike maintenance so you can fix your own bike?

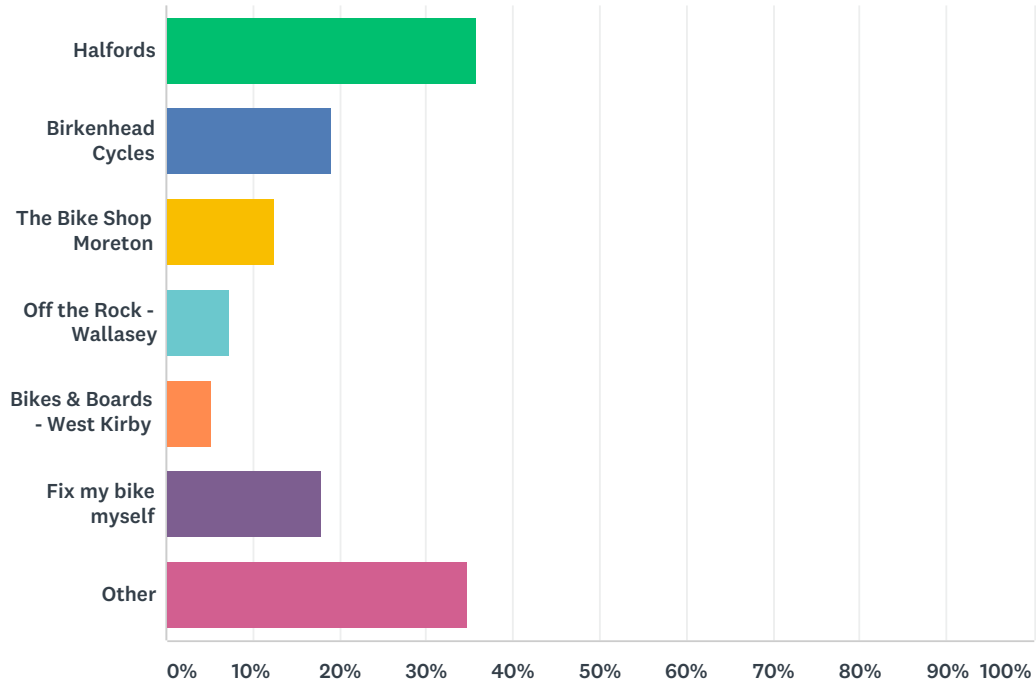
Answered: 98 Skipped: 2



ANSWER CHOICES	RESPONSES	
Yes	64.29%	63
No	35.71%	35
TOTAL		98

## Q14 Which bike shops do you use on the Wirral?

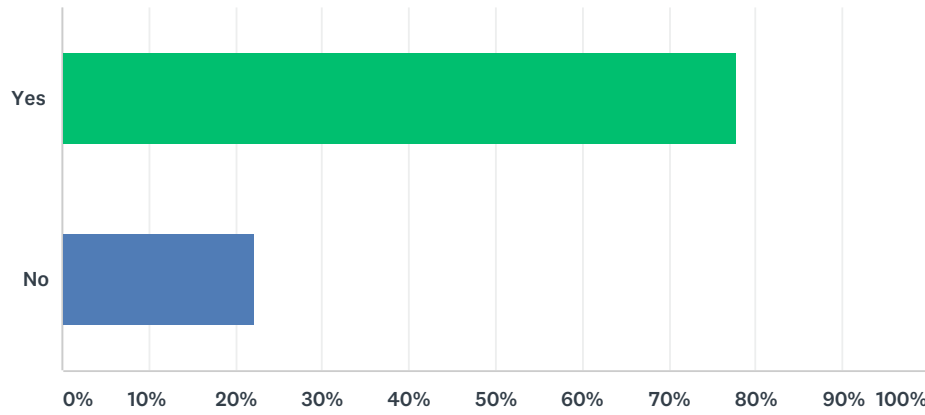
Answered: 95 Skipped: 5



ANSWER CHOICES	RESPONSES	
Halfords	35.79%	34
Birkenhead Cycles	18.95%	18
The Bike Shop Moreton	12.63%	12
Off the Rock - Wallasey	7.37%	7
Bikes & Boards - West Kirby	5.26%	5
Fix my bike myself	17.89%	17
Other	34.74%	33
Total Respondents: 95		

### Q15 Would you purchase a recycled/pre loved bike?

Answered: 95 Skipped: 5



ANSWER CHOICES	RESPONSES	
Yes	77.89%	74
No	22.11%	21
TOTAL		95

**Q16 To improve cycling in Wirral and create a cycle culture do you have any suggestions?**

Answered: 71 Skipped: 29



Wirral Bike Survey

Q17 If you would like to receive updates on bike projects ran by HYPE in Wirral please leave your email address.

Answered: 45 Skipped: 55

ANSWER CHOICES	RESPONSES	
Name	100.00%	45
Company	0.00%	0
Address	0.00%	0
Address 2	0.00%	0
City/Town	0.00%	0
State/Province	0.00%	0
ZIP/Postal Code	2.22%	1
Country	0.00%	0
Email Address	93.33%	42
Phone Number	0.00%	0